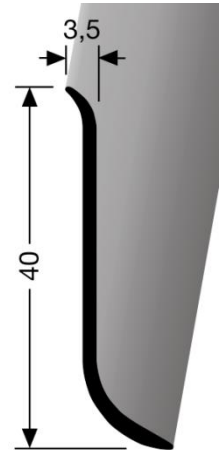
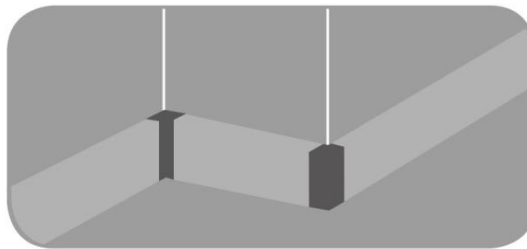



Product specification sheet



- **Profile type:**

910 U



- **Description:** Skirting board, made of aluminium, undrilled
- **Application:** Skirting for all kind of floorings to be glued on the wall
- **Length of the profile:** 2.50 m
- **Width of the profile:** 12 mm
- **Height of the profile:** 40 mm
- **Gauge of the profile:** 1.5 mm
- **Min. bendable diameter:** 50 cm 
- **Alloy of the profile:** AlMgSi0,5F22
- **Anodizing colors:** silver (F4), stainless steel optic fine grinded (F2G)
- **Other colors:** On demand and for a minimum quantity of 50 pieces we can offer anodized in other colors as well as powder coating in several RAL color.
- **Bendable:** The skirting is bendable with our bending machine.

The indicated data are typical or average values, but are not assured attributes. This product is not subject to the Construction Products Regulation.

Installation/Laying

1. Ensure that the wall is dry, even and free from dirt. If the wall is dusty it may be necessary to use a suitable primer before the installation.
2. Remove the protective film from the surface of the skirting.
3. Cut the skirting to the required length using an appropriate blade and cutting tool for aluminum.
4. Apply suitable cartridge adhesive on the back of the profile. Apply the profile to the wall and press equally along the entire length to ensure full contact of the adhesive with the wall.

For further information for the installation use our video which you find on our website www.kueberit.com under downloads and you find additional information in our brochure "Deco Base-Board".