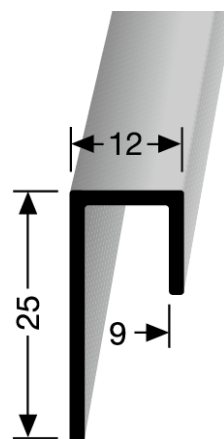
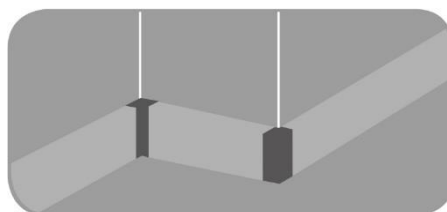



Product specification sheet



- **Profile type:**

901



- **Description:** Skirting board for carpets, made of aluminium, drilled
- **Application:** Carpet skirting to be screwed on the wall
- **Length:** 2.50m, 5.00m
- **Width:** 12 mm
- **Height:** 25 mm
- **Gauge:** 9 mm
- **Min. bendable diameter:** 50 cm 
- **Alloy of the profile:** AlMgSi0,5F22
- **Anodized colours:** **F4** silver, **F5** gold, **F9** sand, **F6** bronze, **F2** stainless steel optic
- **Additional colours:** **F3** aluminium polished
- **Other colors:** On demand and for a minimum quantity of 50 pieces we can offer anodized in other colors as well as powder coating in several RAL color.

The indicated data are typical or average values, but are not assured attributes. This product is not subject to the Construction Products Regulation.

Installation/Laying

1. Ensure that the wall is dry, even and free from dirt. If the wall is dusty it may be necessary to use a suitable primer before the installation.
2. Remove the protective film from the surface of the skirting.
3. Cut the skirting to the required length using an appropriate blade and cutting tool for aluminum.
4. Apply suitable cartridge adhesive on the back of the profile. Apply the profile to the wall and press equally along the entire length to ensure full contact of the adhesive with the wall.

For further information for the installation use our video which you find on our website www.kueberit.com under downloads and you find additional information in our brochure "Deco Base-Board".