

STAUF

— seit 1828 —



STAUF PUK 455

hard 1-component polyurethane wood flooring adhesive according to ISO 17178



Technical Datasheet

Product number ✓ 127120

Special features ✓ universal use
✓ ready for use
✓ hard elastic, reducing tension
✓ very low emission
✓ very economical
✓ controlled foaming

Suitable for installation of ✓ upright mosaic parquet lamellas, according to DIN EN 14761
✓ solid lamparquet products according to DIN EN 13227
✓ solid planks
✓ multiple layer wood flooring according to DIN EN 13489
✓ mosaic parquet according to DIN EN 13488
✓ wood strip flooring according to DIN EN 13226

Suitable sub floors ✓ sanded mastic asphalt screed
✓ concrete C 25 / 30 according to DIN 1045 (non-skid surface)
✓ calcium sulphate (flow) floors
✓ wooden planks, wood fibre boards
✓ STAUF levelling compounds for wood flooring
✓ chipboards V100 (E1), OSB boards
✓ cement floors

Suitable primers ✓ STAUF VDP 130
✓ STAUF VPU 155 S
✓ STAUF VDP 160
✓ STAUF VEP 195

Suitable levelling compounds ✓ STAUF XP 40
✓ STAUF AS
✓ STAUF XP 20
✓ STAUF FZ
✓ STAUF RM
✓ STAUF PU
✓ STAUF SSP RAPID

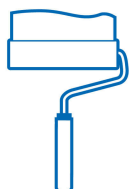
Suitable underlays ✓ STAUF comfort pad
✓ STAUF polyester fleece

	✓ STAUF Decoupling/stress relief board
Product properties	<ul style="list-style-type: none"> ✓ aging-resistant ✓ suitable on sub floor heating systems ✓ not sensitive to frost ✓ fast setting ✓ controlled foaming
Color	✓ beige
Required quantities per m ²	<ul style="list-style-type: none"> ✓ 850g with STAUF notched trowel no. 3 ✓ 1150g with STAUF notched trowel no. 4 ✓ 950g with STAUF notched trowel no. 5 ✓ 1400-1600g with STAUF notched trowel no. 14
Open time	✓ approx. 30 minutes at 20 °C
Accessibility	✓ after approx. 48 hours
Room climate at work site	✓ minimum 15 °C, maximum 75% rel. humidity, preferably max. 65%
DIBT	✓ Z-155.10-61
Shelf-life	✓ 9 months
Giscode	✓ RU1
Emicode	✓ EC1-R plus
Available Packaging	✓ 15 kg plastic bucket



EXAMINATION OF SUB FLOOR

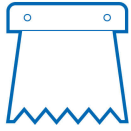
Prior to processing, the sub floor must be checked according to the standard DIN 18356 or corresponding national standards. The sub floor shall be resistant to pressure and tension, free of cracks, must have sufficient surface strength, be permanently dry, level, clean and free of anti-adherents, sinter layers etc. In addition, porosity and grip of surface need to be checked. Also check moisture content and absorptive capacity of cement (flow) and calciumsulfate (flow) floors as well as room temperature, air humidity and sub floor temperature.



SUB FLOOR PREPARATION

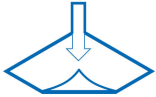
It must be ensured that the sub floor is ready for installation by performing proper sub floor preparation, floors must be clean, have sufficient surface strength, must be level, permanently dry and free of cracks. A mechanical pretreatment of the subfloor (sweeping, vacuuming, mechanical brushing, sanding, milling, shot blasting) must be performed depending on type and condition of sub floor. Cracks and joints, except expansion joints and other construction joints, shall be solidly closed with STAUF casting resin and floor brackets. Cavities and indentations can be filled with a non self-levelling STAUF levelling compound. If necessary, make sure sub floors are level, have sufficient absorptive capacity and grip by applying the appropriate STAUF levelling compound.

PROCESSING



Apply adhesive to sub floor using the appropriate STAUF notched trowel, avoid adhesive pooling and excessive layer thickness by evenly raking the notched trowel over adhesive layer. Install wood flooring during specified open time, slide in and press down firmly. Depending on the degree of setting, adhesive residues can be removed with the appropriate STAUF cleaners. Please test the effect of the cleaner on the finish of the wood flooring in an inconspicuous area or on a sample prior to applying the cleaner. Under the most unfavorable conditions or after a long setting time, hardened adhesive residues may only be removed mechanically, possibly damaging the surface of the flooring. It is therefore recommended to remove contaminations while still fresh or avoid contaminations from the start by organizing work sequences accordingly.

ACCESSIBILITY




Load bearing capacity depends on room climate and applied quantities of adhesive.



OTHER INFORMATION

Slight foaming of the adhesive in the joint reduces the risk of hollow areas in the wood flooring areas on uneven sub floors. Any remaining quantities of the adhesive can be stored in tightly closed containers for several days or weeks. The adhesive hardens when reacting with moisture either in the form of air humidity, wood or substrate moisture. The higher the ambient temperature, the faster the adhesive sets. Setting time increases with thickness of the adhesive layer.



LIMITATION OF LIABILITY

The foregoing representations are based on the results of our most current product and material testing and are of a non-obligatory advisory nature only since we have no control over the actual quality of workmanship, materials used and worksite conditions. As such, they do not constitute an express or implied warranty of any kind. The same applies to our commercial and technical consultation services which are provided free-of-charge and without obligation. Therefore, we strongly recommend that prior on-site testing be conducted to observe and study the suitability of the product for the intended purpose. With the release of this technical information, all prior technical information (technical data sheets, installation recommendations and other information regarding similar purposes) becomes invalid.

STAUF KLEBSTOFFWERK GMBH . Oberhausener Str. 1 . 57234 Wilnsdorf . Germany
Fon: +49 (0) 2739 301-0 . Fax: +49 (0) 2739 301-200 . Email: info@stauf.de