

STAUF

— seit 1828 —



STAUF D 5

PVC dispersion-based adhesive for floor coverings



Technical Datasheet

Product number ✓ 141330

Special features ✓ good adhesion
✓ long open time
✓ excellent thread formation
✓ high final strength

Suitable for installation of ✓ CV coverings
✓ PVC homogeneous/heterogeneous, with PVC foam backing, quartz-vinyl tiles
✓ PVC sports floor coverings for area and point elastic constructions
✓ PVC-design coverings

Suitable sub floors ✓ calcium sulphate (flow) floors
✓ Raised access floors
✓ wooden planks, solid wood fibre boards
✓ STAUF levelling compounds
✓ chipboards V100 (E1), OSB boards
✓ unlaminated gypsum fibre boards
✓ cement floors

Suitable levelling compounds ✓ STAUF AS
✓ STAUF GS
✓ STAUF GS-Stand
✓ STAUF FZ
✓ STAUF OS
✓ STAUF RM
✓ STAUF SSP RAPID

Suitable underlays ✓ on request only

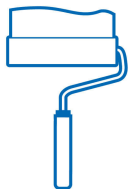
Product properties ✓ aging-resistant
✓ suitable for sub floor heating systems
✓ high wet tack
✓ very well spreadable
✓ fast setting period
✓ suitable for chair rollers according to DIN EN 12529

Color	✓ cream
Required quantities per m ²	✓ 300g with STAUF notched trowel no. 1
Open time	✓ 10-25 min. at 20 °C
Flash time	✓ 5 - 10 minutes
Accessibility	✓ after approx. 24 hours
Room climate at work site	✓ minimum 15 °C, maximum 75% rel. humidity, preferably max. 65%
Transport requirements	✓ frost-free
Transport UN-number	✓ BE
Transport hazard category	✓ -
Storage requirements	✓ frost-free
Shelf-life	✓ 9 months
Giscode	✓ D1
Ecode	✓ EC1 plus
Available packaging	✓ 14 kg plastic bucket



EXAMINATION OF SUB FLOOR

Prior to processing, the sub floor must be checked according to the standard DIN 18365 or corresponding national standards (e.g. BS 5325). The sub floor shall be resistant to pressure and tension, free of cracks, must have sufficient surface strength, be permanently dry, level, clean and free of anti-adherents, sinter layers etc. In addition, porosity and grip of surface need to be checked. Also check moisture content and absorptive capacity of cement (flow) and calciumsulfate (flow) floors as well as room temperature, air humidity and sub floor temperature.



SUB FLOOR PREPARATION

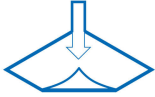
It must be ensured that the sub floor is ready for installation by performing proper sub floor preparation, floors must be clean, have sufficient surface strength, must be level, permanently dry and free of cracks. A mechanical pretreatment of the subfloor (sweeping, vacuuming, mechanical brushing, sanding, milling, shot blasting) must be performed depending on type and condition of sub floor. Cracks and joints, except expansion joints and other construction joints, shall be solidly closed with STAUF casting resin and floor brackets. Cavities and indentations can be filled with a non self-levelling STAUF levelling compound. Before installing floor coverings, the properly prepared sub floors must normally be levelled using the appropriate STAUF levelling compound. Once sub floors have been levelled, do not apply primers.

PROCESSING




Apply adhesives to the sub-floor with a suitable application device, avoid the formation of puddles or adhesive nests. After specified flash-time and after the adhesive film has become transparent, install floor covering during open time and press down or rub down firmly. Make sure backing is completely wetted! Avoid formation of bubbles by rubbing floor covering down, if necessary using a corkboard. After a rest period of 15-30 minutes, rub or roll floor covering down thoroughly. Rub down raised floor covering edges again within 60 minutes. With regard to installation, always observe manufacturer's instructions.

ACCESSIBILITY



Load bearing after 24 hours. Fuse joints at the earliest after 48 hours.

LIMITATION OF LIABILITY



The foregoing representations are based on the results of our most current product and material testing and are of a non-obligatory advisory nature only since we have no control over the actual quality of workmanship, materials used and worksite conditions. As such, they do not constitute an express or implied warranty of any kind. The same applies to our commercial and technical consultation services which are provided free-of-charge and without obligation. Therefore, we strongly recommend that prior on-site testing be conducted to observe and study the suitability of the product for the intended purpose. With the release of this technical information, all prior technical information (technical data sheets, installation recommendations and other information regarding similar purposes) becomes invalid.

STAUF KLEBSTOFFWERK GMBH . Oberhausener Str. 1 . 57234 Wilnsdorf . Germany
Fon: +49 (0) 2739 301-0 . Fax: +49 (0) 2739 301-200 . Email: info@stauf.de